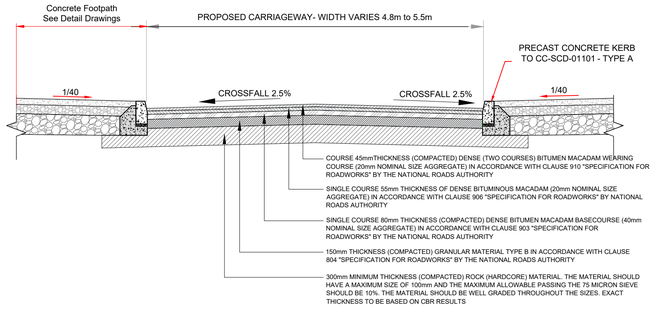

TYPICAL ROAD CROSS-SECTION

SCALE 1:50

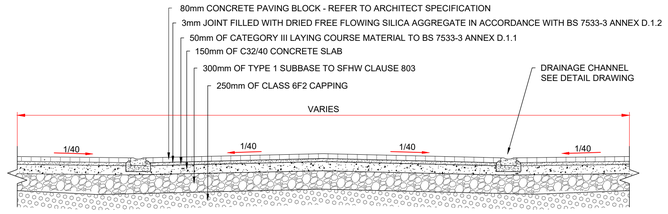

TYPICAL 'SHARED SURFACE' ROAD CROSS SECTION

SCALE 1:50

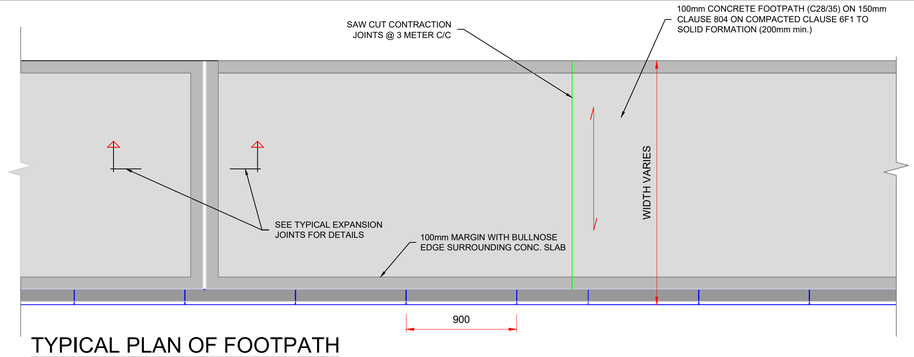

TYPICAL PLAN OF FOOTPATH

SCALE 1:25

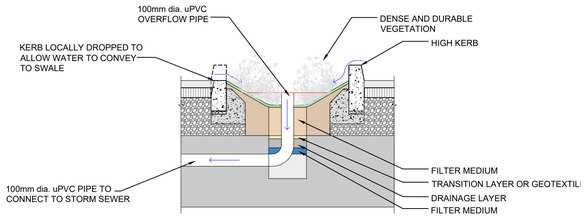

TYPICAL BIO-SWALE SECTION

SCALE 1:25

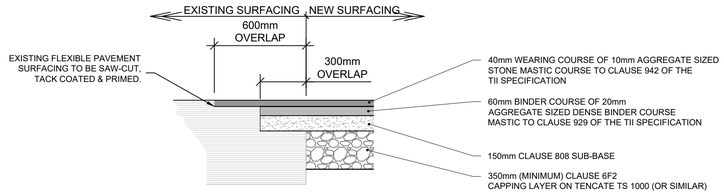

SURFACING INTERFACE DETAIL, EXISTING / PROPOSED ASPHALT

SCALE 1:20

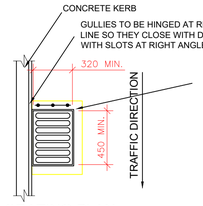

GRATING PLAN

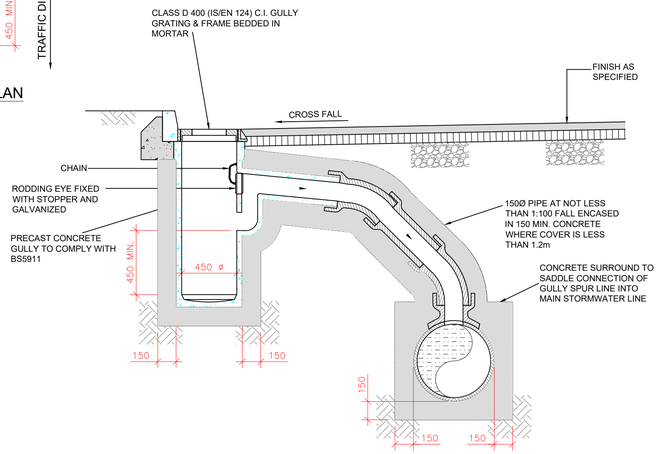

TYPICAL GULLY DETAIL

SCALE 1:25

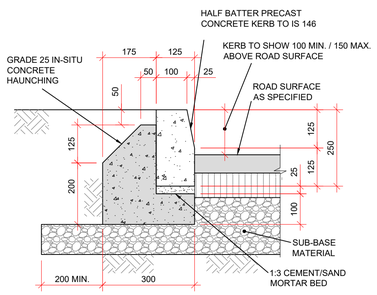

TYPICAL KERB DETAIL

SCALE 1:10

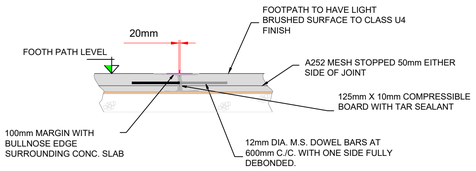

TYPICAL FOOTPATH EXPANSION JOINT - MIN. @ 24m CTRS

SCALE 1:25

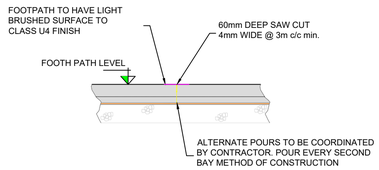

TYPICAL FOOTPATH COUNSTRUCTION/ CONSTRUCTION JOINT - MIN. 3m CTRS

SCALE 1:25

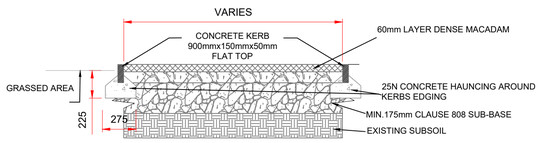

TYPICAL MACADAM FOOTPATH

SCALE 1:25

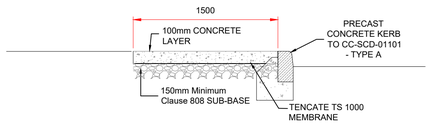

TYPICAL CONCRETE FOOTPATH

SCALE 1:25

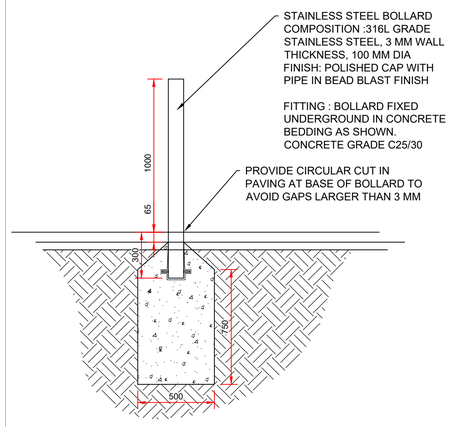

BOLLARD FOUNDATION DETAIL

Scale 1:20

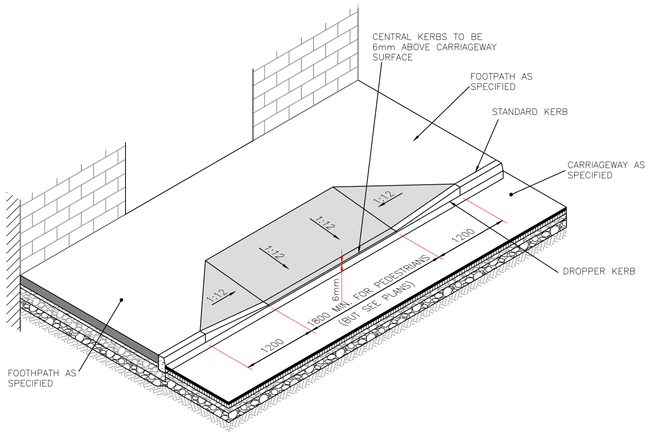

TYPICAL DROPPED KERB GEOMETRY

SCALE 1:50

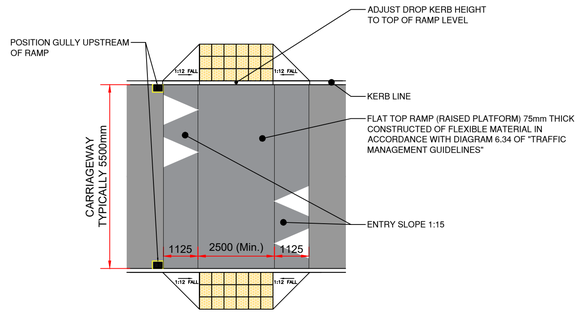

COMBINED RAMP AND PEDESTRIAN CROSSING

SCALE 1:100

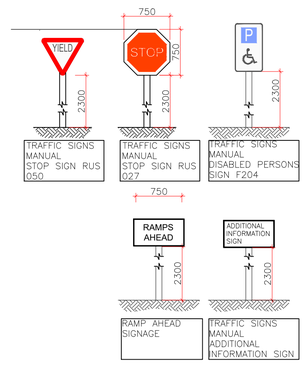

TYPICAL ROAD SIGNS

SCALE 1:50

NOTES:

1. FIGURED DIMENSIONS ONLY TO BE TAKEN FROM THIS DRAWING.
2. ALL DRAWINGS TO BE CHECKED BY THE CONTRACTOR ON SITE.
3. ENGINEER/EMPLOYERS REPRESENTATIVE, AS APPROPRIATE, TO BE INFORMED BY THE CONTRACTOR OF ANY DISCREPANCIES BEFORE ANY WORK COMMENCES.
4. THE CONTRACTOR SHALL UNDERTAKE A THOROUGH CHECK FOR THE ACTUAL LOCATION OF ALL SERVICES/UTILITIES, ABOVE AND BELOW GROUND, BEFORE ANY WORK COMMENCES.
5. ALL LEVELS SHOWN RELATE TO ORDNANCE SURVEY DATUM AT MALIN HEAD.

Rev	Date	Description	By	Chkd.
P03	19.05.2021	Issued For Planning	EC	SH
P02	14.05.2021	Issued For Comment	EC	RD
P01	12.05.2021	First Issue	EC	RD

Client: ALBER DEVELOPMENTS

Project: Rosshill Residential Development

Title: Typical Site Works Details

Scale @ A1:	As Shown	
Prepared by: EC	Checked: RD	Date: May 2021
Project Director:	Michael McDonnell	
Drawing Status:	Planning	

TOBIN CONSULTING ENGINEERS
TOBIN Consulting Engineers,
Fairgreen House, Fairgreen Road,
Galway, Ireland.
tel: +353-(0)91-565211
fax:+353-(0)91-565398
e-mail: galway@tobin.ie
www.tobin.ie

TOBIN Consulting Engineers will not be liable for any use of this document for any purpose other than that for which it was originally prepared and provided. Except where specifically and explicitly agreed in writing by TOBIN Consulting Engineers, as copyright holder, no part of this document may be reproduced or transmitted in any form and this document shall not be relied upon by any third party for any purpose.

Drawing No.: 10690-2115 Revision: P03